




Kentucky High School Athletic Association

2280 Executive Drive ° Lexington, KY 40505 ° www.khsaa.org ° (859)299-5472 (859)293-5999 (fax)

To: Superintendent, Principal, and Athletic Director

From: Brigid L. DeVries, Commissioner
Larry Boucher, Assistant Commissioner 


Date: August 8, 2003

Subject: 2002-2003 Annual Report Forms Submission

School: Butler High School

Enclosed please find a copy of Form T-65, The 2002-2003 Annual Report Forms Checklist. In addition, you may find an attachment with corrected copies of the forms submitted by your school personnel. Please review this information so the forms can be completed accurately in the future. Also, KHSAA Audit Staff may have requested a re-submission of some of the 2002-2003 Annual Report Forms or need additional information on your athletic programs. Please submit this information by the date requested if this is applicable. Copies and all KHSAA Title IX documents must be kept current and included in your permanent Title IX File at the school. All documents are subject to Open Records Requests.

Should you need any further information, please do not hesitate to call anytime.



MEMORANDUM

TO: KHSAA Member School Superintendents, Principals, and Athletic Directors

FROM: Brigid L. DeVries, Commissioner
Larry Boucher, Executive Assistant Commissioner *LB*

DATE: June 23, 2003

RE: 2003 Title IX Forms Submission

School	Butler High School	Reviewed by	Fran Edwards
--------	--------------------	-------------	--------------


The following is a status report regarding the required 2002 - 2003 Title IX submission of forms due in to the KHSAA office by April 15, 2003. Appropriate audit personnel have reviewed these forms and the following is a summary of this review.

I. Checklist of Forms properly submitted in a satisfactory manner:

✓	GE 19 (Annual Verification)	✓	T-35 (Budget Expenses)
✓	T-1 (Summary Program Chart 1)	✓	T-36 (Budget Expenses)
✓	T-2 (Summary Program Chart 2)	✓	T-41 (Checklist - Overall Interscholastic Program)
✓	T-3 (Summary Program Chart 3)	✓	T-60 (Corrective Action Plan)
✓	T-4 (Summary Program Chart 4)	✓	T-63 (Interscholastic Survey Results)

II. Status

A	✓	2002 - 2003 Forms are satisfactory and no further information or action is necessary at this time.
B		Errors have been noted with respect to the following forms and corrected copies are being returned to you for placement in your Title IX file to ensure proper submission in the future.
C		The following forms were omitted and must be submitted by school representatives.
D		Other Recommendation and Comments: <ul style="list-style-type: none"> On Form T-3, for any question answered "yes", please identify the respective sport(s). Please complete the Opportunities portion of Form T-41 and place in your school's permanent Title IX file.



MEMORANDUM

To: KHSAA Member School Superintendents, Principals, and Athletic Directors

From: Brigid L. DeVries, Commissioner
Larry Boucher, Assistant Commissioner

Date: JUNE 23 2003

Re: 2003 Title IX Forms Submission

School	<u>BUTLER TRADITIONAL</u>	Reviewed by	<u>FRAN EDWARDS</u>
--------	---------------------------	-------------	---------------------

The following is a status report regarding the required 2002-2003 Title IX submission of forms which were due in to the KHSAA office by April 15, 2003. Appropriate audit personnel have reviewed these forms and the following is a summary of this review.

I. Checklist of Forms properly submitted in a satisfactory manner:

<input checked="" type="checkbox"/>	GE 19 (Annual Verification)	<input checked="" type="checkbox"/>	T-35 (Budget Expenses)
<input checked="" type="checkbox"/>	T-1 (Summary Program Chart 1)	<input checked="" type="checkbox"/>	T-36 (Budget Expenses)
<input checked="" type="checkbox"/>	T-2 (Summary Program Chart 2)	<input checked="" type="checkbox"/>	T-41 (Checklist - Overall Interscholastic Program)
<input type="checkbox"/>	T-3 (Summary Program Chart 3)	<input checked="" type="checkbox"/>	T-60 (Corrective Action Plan)
<input checked="" type="checkbox"/>	T-4 (Summary Program Chart 4)	<input checked="" type="checkbox"/>	T-63 (Interscholastic Survey Results)

II. Status

A.	<input checked="" type="checkbox"/>	2002-2003 Forms are satisfactory and no further information or action is necessary at this time.
B.	<input type="checkbox"/>	Errors have been noted with respect to the following forms and corrected copies are being returned to you for placement in your Title IX file to ensure proper submission in the future.
C.	<input type="checkbox"/>	The following forms were omitted and must be submitted by school representatives.
D.	<input type="checkbox"/>	Other Recommendation and Comments: <i>On Form T-3 for any question answered "yes" please identify the respective sport(s). Please complete the opportunities portions of Form T-41.</i>

Checklist - Overall Interscholastic Athletics Program



**2002-2003 KENTUCKY HIGH SCHOOL ATHLETIC ASSOCIATION
ANNUAL VERIFICATION OF TITLE IX PROCEDURES**

(To be submitted by April 15, 2003 along with other required forms)

APR 10 2003

The Butler Traditional High School High School, Louisville, Kentucky
(Name of High School) (City)

certifies to the Kentucky High School Athletic Association that the following is an accurate and true representation of the facts surrounding compliance with 20 U.S.C. Sections 1681-1688, et. Seq. (also known as Title IX)

I certify the following provisions in accordance with records at the school contained in the permanent Title IX file, and to the best of my knowledge have completed the following tasks. (All boxes must be checked)

Established a gender equity committee at the high school. (list committee personnel and provide attachment if necessary)

Name	Address	Phone	Title
Kenneth Frick	2222 Crums Lane	484-8220	Principal
Dan Shepard	2222 Crums Lane	485-8506	Athletic Director
Stephanie Barnes	6813 Norway	367-0693	Teacher / Coach
Gail Jones	2222 Crums Lane	485-8220	Teacher
Terri Keown	3105 Savannah	412-288-6974	Instructional Asst/Teacher
Vivian French	4313 Lhanna Dr.	368-9815	Parent

Scheduled a minimum of three meetings during the 2002-2003 school year on the following dates:
Last week in September, Last week in December, Lach week in March

Designated the following person(s) as the Title IX coordinator for the school/district:

<u>Dan Shepard</u>	<u>Athletic Director</u>	<u>2222Crums Lane</u>	<u>485-8506</u>
Name	Title	Address	Phone

School personnel are continuing to make periodic reviews of the boys and girls athletics program reflected in the Corrective Action Plan.

In addition to the above information, the above referenced school maintains a complete permanent file relative to Title IX records including copies of the self-assessment audit, all corrective action plans, and other related materials.

Ernest W. Frick
Principal's Signature

March 17, 2003
Date

Stephen Danbrun
Superintendent Signature

Paul Ann Haddad
School Board Chairpersons' Signature

(Send original copy to KHSAA - Maintain duplicate in Title IX school folder)

ACCOMMODATION OF INTERESTS AND ABILITIES
SUMMARY PROGRAM CHART 1

Participation Opportunities Test One

		(Column 1)	(Column 2)	(Column 3)	(Column 4)
	Program	Enrollment	Percentage of Total Enrollment	Number of Interscholastic Participants (double and triple count)	Percentage of Total Participation
Row 1	GIRLS	893	56	242	43%
Row 2	BOYS	699	44	323	57%
Row 3	Totals	1592	100%	565	100%

Instructions:

*Number of 8th grade students & below used in Column 4 calculations if applicable: 5

- Determine the total number of girls enrolled, (place in Row 1, Column 1). Determine the total number of boys enrolled, (place in Row 2, Column 1).
- Add the total number of girls and boys enrolled to determine total enrollment, (place in Row 3, Column 1).
- Calculate the percentage of total enrollment that is female. (Divide Row 1, Column 1 by row 3, Column 1 and place in Row 1, Column 2.) Calculate the percentage of total enrollment that is male. (Divide Row 2, Column 1 by Row 3, Column 1 and place in Row 2, Column 2.) Note: Row 1, Column 2 plus Row 2, Column 2 should total 100%.
- Ask the head coaches to review the most updated eligibility or squad lists for their teams. Ask coaches to confirm the names of those individuals who are on the team as of the first **date of competition**, and cross out the names of those who were cut from the team or quit the team prior to the first competitive event. Determine the total number of interscholastic athletics participants that are girls, (and place in Row 1, Column 3). In order to determine the total number of athletics participants, an individual should be counted each time he or she participates on a team. For example, if Jane Doe competes on the varsity volleyball team, the junior varsity volleyball team, the junior varsity basketball team, and the varsity softball team, she should be counted as four participants (**do not include club or intramural sports participants, cheerleaders, dance teams, or pom squads**). Calculate the same way for boys and girls. * In addition, should 8th grade students and below play on a Freshman, Junior Varsity, or Varsity team, they should also be counted for each team and sport on which they participate. If applicable, please asterisk the above notation as to how many 8th grade students & below are included in the totals. Using the same procedure, determine the total number of interscholastic athletic participants that are boys, (and place in Row 2, Column 3). Add Row 1, Column 3 plus Row 2, Column 3 to get total participants and place in Row 3, Column 3.
- Calculate the percentage of female participation. (Row 1, Column 3 divided by Row 3, Column 3 and place in Row 1, Column 4.) Calculate the percentage of male participation. (Row 2, Column 3 divided by Row 3, Column 3 and place in Row 2, Column 4.) Note: Row 1, Column 4 plus Row 2, Column 4 should total 100%.

Note: While being within three percent is not a formal compliance standard; if the percent listed in Row 1, Column 4 is within 3% of Row 1, Column 2, then it provides a good target within which compliance is likely.

Principal's Signature: Jenneth W. FishDate: 4/1/03

ACCOMMODATION OF INTERESTS AND ABILITIES

SUMMARY PROGRAM CHART 2


Participation Opportunities Test Two

			Column 1	Column 2	Column 3	Column 4	Column 5
Program			Number of Teams Currently Offered	Number of Participants	Number of Teams Added in Last Five Years	Number of Participants Added in Last Five Years	Percent of Total Participation By Sex Added in Last 5 Years
GIRLS	Row 1	varsity:	8	133	1	21	
	Row 2	j.v.:	4	55	1	19	
	Row 3	frosh:	4	54	2	31	
	Row 4	total:	16	242	4	71	29.3%
BOYS	Row 5	varsity:	8	158	0	0	
	Row 6	j.v.:	5	90	0	0	
	Row 7	frosh:	3	75	0	0	
	Row 8	total:	16	323	0	0	0

- 1) For Column 1, list the number of interscholastic teams offered for girls and boys at each competitive level (varsity, junior varsity, and freshman). For girls, total each of the entries in Rows 1, 2, and 3 into Row 4. For boys, total Rows 5, 6, and 7 into Row 8.
- 2) For Column 2, list the number of participants at each level. For girls, total each of the entries in Rows 1, 2, and 3 into Row 4. For boys, total Rows 5, 6, and 7 into Row 8. Note: The totals in Row 4 for girls and in Row 8 for boys must be the same as the totals in Form T-1, Column 3, Rows 1 and 2 respectively.
- 3) For Column 3, list the number of interscholastic teams that have been added in the last five years at each competitive level. Count each team added during the 5 year period only one time. e.g. Girl's junior varsity soccer was added 3 years ago, count the team only once, not 3 times. For girls, total the entries in Rows 1, 2, and 3 into Row 4. For boys, total Rows 5, 6, and 7 into Row 8.
- 4) For Column 4, list the number of participants that are currently on each level of the teams that were added in the last five years. If a team was added previously but no longer exists, there are no current participants to be added for that team. For girls, total the entries in Rows 1, 2, and 3 into Row 4. For boys, total Rows 5, 6, and 7 into Row 8.
- 5) For Column 5, calculate the percentage of participants that have been added in the last five years. For girls, take the number in Column 4, Row 4 and divide by the number in Column 2, Row 4. For boys, take the number in Column 4, Row 8 and divide it by the number in Column 2, Row 8.

Note: If the percentage of current participants added in the last five years is 25% or greater, compliance with test two may be possible. If less than 25%, then compliance with test three should be analyzed. **CAUTION:** 25% is not a formal compliance standard.

Principal's Signature:



Date:

4/1/03

2002-2003
ACCOMMODATION OF INTERESTS AND ABILITIES
SUMMARY PROGRAM CHART 3

Participation Opportunities Test Three

For any question answered "YES" identify the respective sport(s).

	GIRLS (Yes / No)		BOYS (Yes / No)
1. For a sport not currently played at the interscholastic level (varsity, junior varsity, or freshman) in your school, is there an intramural team offered for that sport?	No		No
2. For a sport <u>not</u> currently offered in your interscholastic athletics program, is there sufficient interest to form a viable interscholastic team based on participation on an intramural team or community recreation teams?	No		No
3. For a sport <u>not</u> currently offered, is there sufficient interest to form a viable interscholastic team based on student responses from the interscholastic survey?	Yes		Yes
4. For a sport currently offered at the varsity level only, is there sufficient interest to form a viable team for a junior varsity, or freshman team that is not currently offered?	No		No
5. For a sport currently offered at the junior varsity or freshman level is there sufficient interest to form a varsity team not currently offered?	No		No
6. If you answered YES to question (1), (2), (3), (4), or (5), are there enough high schools in your geographic area offering the sport (at the appropriate level) to allow for the development of a reasonable schedule of competition?	Yes		Yes

Principal's Signature: _____

Daniel W. Fick

Date: _____

4/1/03

2002-2003
ACCOMODATION OF INTERESTS AND ABILITIES+
SUMMARY PROGRAM CHART 4

Levels of Competition Test One

		Column 1	Column 2	Column 3
Girls	Team Levels	Number of Teams Currently Offered	Number of Participants	Percentage of Participants at Each Level
Row 1	varsity:	8	133	55%
Row 2	j.v.:	4	55	23%
Row 3	frosh:	4	54	22%
Row 4	total:		242	100%
Boys				
Row 5	varsity:	8	158	49%
Row 6	j.v.:	5	90	28%
Row 7	frosh:	3	75	23%
Row 8	total:		323	100%

- 1) Column 1, list the number of interscholastic teams offered for girls and boys at each competitive level; varsity, junior varsity, and freshman. (Refer to Form T-2, Accommodation of Interests and Abilities, Summary Program Chart 2, Column 1.)
- 2) For Column 2, list the number of participants at each level. For girls, total the entries in Rows 1, 2, and 3 into Row 4. For boys, total the entries in Rows 5, 6, and 7 into Row 8. (Refer to Form T-2, Accommodation of Interests and Abilities, Summary Program Chart 2, Column 2.)
- 3) For Column 3, calculate the percentage of female and male participants at each level.
For girls' varsity, junior varsity, and frosh, respectively:
 - Divide Column 2, Row 1 by Column 2, Row 4, and place the percentage in Column 3, Row 1.
 - Divide Column 2, Row 2 by Column 2, Row 4, and place the percentage in Column 3, Row 2.
 - Divide Column 2, Row 3 by Column 2, Row 4, and place the percentage in Column 3, Row 3.
 -
 For boys' varsity, junior varsity, and frosh, respectively:
 - Divide Column 2, Row 5 by Column 2, Row 8, and place the percentage in Column 3, Row 5.
 - Divide Column 2, Row 6 by Column 2, Row 8, and place the percentage in Column 3, Row 6.
 - Divide Column 2, Row 7 by Column 2, Row 8, and place the percentage in Column 3, Row 7.

Principal's Signature: *Jennell W. Fitch* Date: 4/1/03

2002-03 - WORK YEAR - COACHES/SPONSORS

SPORTS & ACTIVITIES	INDEX	BEGINNING DATE	ENDING DATE	# OF DAYS IN SEASON
Athletic Director	1.2	July 05	June 03	220 + 2 Conf.
Football- Head, Asst, Fr.	1.0, .6, .3	July 15	November 08	83
Basketball- (H), Asst, Fr.	1.0, .6, .3	October 15	March 07	90
Track- Head & Asst.	.6 & .3	December 01 (02/15)	May 30	114 (70)
Baseball	.6	February 15	May 30	70
Wrestling- Head & Asst.	.6 & .4	October 16	February 14	74
Volleyball- Head & Asst.	.6 & .4	July 15	October 18	68
Cross Country	.5	July 15	November 01	78
Field Hockey- (H), Asst.	.5 & .4	July 15	October 31	77
Soccer- Head & Asst.	.5 & .3	July 15	October 25	74
Tennis	.5	February 15	May 23	65
Softball	.5	February 15	May 30	70
Golf	.4	July 15	October 04	58
Swimming	.4	October 02 (10/15)	February 07	79 (70)
SPONSORS				
Academic Coordinator	.6	August 28	May 23	172
School Tech Coordinator	.6	August 19	May 23	179
Band	.9	August 14	May 23	182
Cheerleading	.6	July 15	March 07	154
Drill Team	.5	July 15	March 21	164
Chess	.4	September 03	March 03	115
Choral	.4	September 05	May 23	167
Drama	.4	September 05	May 23	167
Newspaper	.4	September 05	May 23	167
Orchestra	.4	September 05	May 23	167
Quick Recall	.4	September 03	February 28	114
Speech/Debate	.4	September 04	April 01	134
Yearbook	.4	September 05	May 23	167
YPAS	.4	September 05	May 23	167
ROTC Rifle Team	.4	September 03	February 21	109
ROTC Drill Team	.4	October 15	May 15	134
MIDDLE SCHOOL				
School Tech Coordinator	.5	August 19	May 23	179
Academic Coordinator	.3	September 10	May 23	164
Basketball	.3	October 09	February 13	78
Cheerleading	.2	September 23	February 13	89
Drill Team	.1	September 23	February 13	89
Future Problem Solving	.1	October 03	February 28	92
Quick Recall	.1	September 03	April 28	150
Activities Sponsor	.1	September 10	May 23	164
ELEMENTARY SCHOOL				
School Tech Coordinator	.4	August 19	May 23	179

COACHES/SPONSORS PAYDAY SCHEDULE

2002 - 2003

ATHLETIC DIRECTORS

(C001)

08/16	10%
09/13	10%
10/11	10%
11/22	10%
12/20	10%
01/17	10%
02/14	10%
03/14	10%
04/11	10%
05/23	10%

****SPRING COACHES****

BASEBALL	(C007)
TRACK	(C008)
TENNIS	(C013)
SOFTBALL	(C017)
TRACK, ASSISTANT	(C014)
04/11	50%
05/23	50%

****SCHOOL TECH COOR****

ELEMENTARY	(D026)
MIDDLE	(D025)
HIGH	(D027)
10/11	25%
12/20	25%
03/28	25%
05/23	25%

****MIDDLE SCHOOL****

BASKETBALL	(C015)
CHEERLEADER	(D015)
DRILL CORPS	(D016)
ACADEMIC COMP COORDINATOR	(D017)
QUICK RECALL	(D018)
FUTURE PROBLEM SOLVING	(D023)
ACTIVITIES SPONSOR	(D024)
12/20	50%
02/14	50%

****FALL SPORTS****

CROSS COUNTRY	(C010)
FIELD HOCKEY	(C011)
ASSISTANT FIELD HOCKEY	(C012)
FOOTBALL, HEAD	(C002)
FOOTBALL, ASSISTANT	(C004)
GOLF	(C023)
SOCCER	(C016)
ASSISTANT SOCCER	(C018)
VOLLEYBALL	(C019)
JV VOLLEYBALL	(C020)
09/13	50%
10/11	25%
11/08	25%
FOOTBALL, FRESHMAN	(C021)
09/13	50%
11/08	50%

****SPONSORS****

BAND DIRECTOR	(D001)
CHEERLEADER SPONSOR	(D002)
NEWSPAPER SPONSOR	(D003)
YEARBOOK SPONSOR	(D004)
DRAMA SPONSOR	(D005)
CHORAL DIRECTOR	(D006)
SPEECH/DEBATE SPONSOR	(D007)
DRILL CORPS SPONSOR	(D008)
YPA INST. BAND DIRECTOR	(D009)
ASSISTANT BAND DIRECTOR	(D010)
ROTC RIFLE TEAM SPONSOR	(D012)
ACADEMIC COMP COORDINATOR	(D013)
YPA INST. STRING DIRECTOR	(D014)
QUICK RECALL	(D019)
ORCHESTRA DIRECTOR	(D020)
CHESS SPONSOR	(D021)
ROTC DRILL TEAM SPONSOR	(D022)
10/11	50%
03/28	50%

****WINTER SPORTS****

BASKETBALL, HEAD	(C003)
BASKETBALL, JV	(C005)
BASKETBALL, FRESHMAN	(C022)
SWIMMING	(C024)
WRESTLING	(C006)
WRESTLING, ASSISTANT	(C009)
11/22	25%
12/20	25%
01/31	25%
03/14	25%

EXTRA SERVICE PAY SCHEDULE 2002 - 03

ATHLETIC AND RELATED ACTIVITIES IN SENIOR HIGH SCHOOLS

TITLE		STEP 0	STEP 1	STEP 2	STEP 3	STEP 4
Athletic Director		3812	4407	5003	5598	6194
Head Football		3176	3673	4169	4665	5162
Head Basketball (1)		3176	2673	4169	4665	5162
Asst. Football		1906	2204	2501	2799	3097
JV Basketball (1)		1906	2204	2501	2799	3097
Track (1)		1906	2204	2501	2799	3097
Baseball		1906	2204	2501	2799	3097
Softball		1906	2204	2501	2799	3097
Wrestling		1906	2204	2501	2799	3097
Volleyball		1906	2204	2501	2799	3097
Cheerleaders		1906	2204	2501	2799	3097
JROTC Rifle Team		1906	2204	2501	2799	3097
Sch Tech Coordinator		1906	2204	2501	2799	3097
Drill Corps		1588	1839	2085	2333	2581
Cross Country (1)		1588	1839	2085	2333	2581
Field Hockey		1588	1839	2085	2333	2581
Soccer (1)		1588	1839	2085	2333	2581
Tennis (1)		1588	1839	2085	2333	2581
JV Volleyball		1271	1469	1668	1866	2065
Golf (1)		1271	1469	1668	1866	2065
Swimming		1271	1469	1668	1866	2065
Chess Sponsor		1271	1469	1668	1866	2065
ROTC Drill Team		1271	1469	1668	1866	2065
Asst. Wrestling (2)	26	1271	1469	1668	1866	2065
Asst. Field Hockey (2)	JV SCH	1271	1469	1668	1866	2065
Asst. Track (1)(2)	32	953	1102	1251	1399	1548
Asst. Soccer (1)(2)	JV SCH	953	1102	1251	1399	1548
Freshman Basketball (1)		953	1102	1251	1399	1548
Freshman Football		953	1102	1251	1399	1548

ASSISTANT ATHLETIC DIRECTOR'S (GAME MANAGERS)

TITLE		STEP 0	STEP 1	STEP 2	STEP 3	STEP 4
Assistant Athletic Director		1700	2000	2300	2600	3000

Schools will be required to pay the listed Board approved scale. However, step progression **is not** mandatory.

SCHOOL FUNDED SPORT/SUPPORT POSITIONS

TITLE		STEP 0	STEP 1	STEP 2	STEP 3	STEP 4
SCHOOL FUNDED SPORT/SUPPORT		200	500	800	1100	1400

Schools will be required to pay the listed Board approved scale. However, step progression **is not** mandatory.

OTHER ACTIVITIES IN SENIOR HIGH SCHOOLS AND *YPAS

Title	STEP 0	STEP 1	STEP 2	STEP 3	STEP 4
Band Director	2859	3306	3752	4199	4645
Academic Competition Coordinator	1906	2204	2501	2799	3097
Asst Band Director (3)	1271	1469	1668	1866	2065
*Choral Director	1271	1469	1668	1866	2065
Newspaper Sponsor	1271	1469	1668	1866	2065
Yearbook Sponsor	1271	1469	1668	1866	2065
*Drama	1271	1469	1668	1866	2065
Speech and Debate	1271	1469	1668	1866	2065
*Instrumental Band Dir	1271	1469	1668	1866	2065
*Instrumental Strings Dir	1271	1469	1668	1866	2065
Orchestra (Concert) Dir	1271	1469	1668	1866	2065
Quick Recall Coach	1271	1469	1668	1866	2065

Band Director: Out of County Band Camp \$80.00 per day, Maximum 7 days

ATHLETIC AND RELATED ACTIVITIES IN MIDDLE SCHOOLS

TITLE	STEP 0	STEP 1	STEP 2	STEP 3	STEP 4
School Tech Coordinator	1588	1839	2085	2333	2581
Basketball (1)	953	1102	1251	1399	1548
Academic Competition Coordinator	953	1102	1251	1399	1548
Cheerleaders	635	734	834	933	1032
Drill Corps	318	367	417	467	516
Quick Recall	318	367	417	467	516
Future Problem Solving	318	367	417	467	516
Activities Sponsor	318	367	417	467	516

ACTIVITIES IN ELEMENTARY SCHOOLS

TITLE	STEP 0	STEP 1	STEP 2	STEP 3	STEP 4
School Tech Coordinator	1271	1469	1668	1866	2065

- (1) Increment times 1.5 is paid to a person who coaches both teams.
- (2) Increment is for teams which meet approved participation levels.
- (3) Increment is for 100 or more members of marching band.

**2002-2003
BUDGETED AND ACTUAL EXPENDITURES - PROGRAM COMPARISON CHART
TO INCLUDE BOOSTER CLUB FUNDING**

	equipment and supplies		travel		awards		coaches' salaries (to include supplemental and extended employment)		facilities improvements		publications (if sport-specific)	
	B	E	B	E	B	E	B	E	B	E	B	E
G basketball	10,000	9,700	10,000	10,200	500	400					1000	700
B basketball	200	112	9,000	8,887	400	647			200	112	0	0
G softball	4,000	3,970	400	3,400	525	675			9,700	9,700	0	0
B baseball	8,000	7,500	7,200	8,600	525	625			4,750	4,450	0	0
G cross country	2,900	2,755	1,400	1,274	2,300	2,054			0	0	150	150
B cross country	1,000	913	7,000	6,000	800	750			0	0	0	0
G golf	750	845	0	0	450	435			0	0	0	0
B golf	794	1,631	575	2,239	400	410			0	0	0	0
G soccer	10,249	11,975	500	550	1,219	1,382			1,600	1,600	0	0
B soccer	3,000	2,977	500	550	1,000	1,273			1,600	1,600	0	0
G swimming												
B swimming												

1. Budget and expenditures on this 2002-2003 year report due by April 15, 2003, should reflect the total monies budgeted and spent for the entire year of 2001-2002 ending June 30, 2002.
2. "B" is for budgeted dollar amounts and "E" is for actual dollar expenditures.
3. Booster Club Funding/Contributions must be included in the expenditures total.

Principal's Signature: *Ernest W. Fick* Date: 4/1/03

**2002-2003
BUDGETED AND ACTUAL EXPENDITURES - PROGRAM COMPARISON CHART 2
TO INCLUDE BOOSTER CLUB FUNDING**

Teams	equipment and supplies		travel		awards		coaches' salaries (to include supplemental and extended employment)		facilities improvements		publications (if sport-specific)	
	B	E	B	E	B	E	B	E	B	E	B	E
G track	1,200	998	200	0	250	142			0	0	0	0
B track	0	0	500	450	200	150			0	0	0	0
G tennis	1,200	1,043	0	0	150	145			0	0	0	0
B tennis	1,200	935	0	0	150	225			0	0	0	0
G volleyball	350	425	2,100	2,042	500	475			0	0	0	0
B wrestling	This	Sport	Not	Offered	At	Our	School	-----	-----	-----	-----	-----
G (list sport)												
B (football)	35,000	33,653	2,500	1,775	5,000	5,163			1,500	2,500	500	476
G (list sport)												
B (list sport)												

1. Budget and expenditures on this 2002-2003 year report due by April 15, 2003, should reflect the total monies budgeted and spent for the entire year of 2001-2002 ending June 30, 2002.
2. "B" is for budgeted dollar amounts and "E" is for actual dollar expenditures.
3. Booster Club Funding/Contributions must be included in the expenditures total.

Principal's Signature: *Ernest W. Fish*

Date: *4/1/03*

2002-2003 KHSAA TITLE IX ATHLETICS AUDIT

KHSAA
Form T41
Rev. 9/02

Checklist - Overall Interscholastic Athletics Program

Areas of Compliance	ADVANTAGE TO (Respond based on Internal Evaluation by checking the appropriate column.)		
	GIRLS' PROGRAM	BOYS' PROGRAM	NEITHER PROGRAM
OPPORTUNITIES			
Accommodation of Interest and Abilities			
BENEFITS	GIRLS' PROGRAM	BOYS' PROGRAM	NEITHER PROGRAM
Equipment and Supplies			X
Scheduling of Games and Practice Time			X
Travel and Per Diem Allowances			X
Coaching			X
Locker Rooms, Practice and Competitive Facilities			X
Medical and Training Facilities and Services			X
Publicity			X
Support Services			X
Athletic Scholarships			X
Tutoring			X
Housing and Dining Facilities and Services			X
Recruitment of Student Athletes			X

Principal's Signature: *Terrence W. Fried* Date: 4/1/03

2002-2003 INTERSCHOLASTIC ATHLETICS STUDENT SURVEY

KHSAA
Form T61
Rev. 9/02

1. Is the School District offering the interscholastic sport(s) you want to play?

- Yes
 No, I want to play _____
 I am not interested in athletics

2. During the fall season, which interscholastic sport would you like to play?

- Football
 Girls' Volleyball
 Boys' Volleyball
 Boys' Cross-Country
 Girls' Cross-Country
 Girls' Field Hockey
 Boys' Golf
 Girls' Golf
 Boys' Soccer
 Girls' Soccer
 I would not participate

3. During the winter season, which interscholastic sport would you like to play?

- Boys' Basketball
 Girls' Basketball
 Boys' Swimming & Diving
 Girls' Swimming & Diving
 Boys' Wrestling
 Girls' Gymnastics
 Boys' and Girls' Indoor Track
 I would not participate

4. During the spring season, which interscholastic sport would you like to play?

- Boys' Track
 Girls' Track
 Girls' Tennis
 Boys' Tennis
 Girls' Slow Pitch Softball
 Girls' Fast Pitch Softball
 Boys' Baseball
 I would not participate

5. Do you participate in intramural sports? If you do, which sports(s)?

- Yes _____
 No

6. Which intramural sports, if any, would you like to see added?

7. Do you participate in non-school sport activities? If you do, which sport(s)?
 Yes _____
 No _____

8. Are you currently participating in interscholastic athletics during any season?
 Yes
 No Why don't you participate in interscholastic athletics?
 I prefer other activities such as band, chorus, etc.
 I don't have time
 The practice schedules and game times are inconvenient
 The sport I like isn't offered
 It's too expensive
 I prefer to participate in club or intramural sports
 Working
 Other

9. Do you have any suggestions to encourage participation?

10. Please list OTHER SPORTS you are interested in participating in and the sports season.

<u>Sport</u>	<u>Season</u>
_____	_____
_____	_____
_____	_____
_____	_____
_____	_____
_____	_____
_____	_____
_____	_____
_____	_____

Optional
Name: _____
Age: _____
Male: _____ Female _____

2002-2003 INTERSCHOLASTIC ATHLETICS SURVEY

Summary of Student Responses

School Name: Butler High School
School Enrollment: 1592
Date: Feb 12, 2003
Completed By: Dan Shepard, Athletic Director

Instructions:

1. Summarize the Student Athletics Interest Surveys Form T-61 by listing the total number of responses on the line next to each sport.
2. Under the Other Category please provide a listing of the sports as well as the number of students who are interested in participating.
3. Please sign and date the Summary Form (T-63) and mail the Summary Form only to the KHSAA by April 15, 2003. Do not mail the student surveys (Form T-61). However, these Forms should be maintained in your files in the event they are requested subsequently.

1592 Number of Surveys
956 Total Returned
9-12 Grades Surveyed

How Was The Survey Administered? Passed out in homerooms, to all students in grades 9-12
(e.g. was it given in all English classes, or all home rooms, or advisee/advisor?)

Fall Sports (List Total Number of Participation Responses)

21 Cross Country (Girls)
18 Cross Country (Boys)
26 Field Hockey (Girls)
163 Football (Boys)
7 Golf (Girls)
12 Golf (Boys)
53 Soccer (Girls)
43 Soccer (Boys)
36 Volleyball (Girls)
7 Volleyball (Boys)

Winter Sport (List Total Number of Participation Responses)

54 Basketball (Girls)
66 Basketball (Boys)
7 Gymnastics (Girls)
14 Indoor Track (Girls)
21 Indoor Track (Boys)
12 Swimming & Diving (Girls)
7 Swimming & Diving (Boys)
11 Wrestling (Boys)

Spring Sport (List Total Number of Participation Responses)

<u>67</u>	Baseball (Boys)
<u>41</u>	Fast Pitch Softball (Girls)
<u>7</u>	Slow Pitch Softball (Girls)
<u>12</u>	Tennis (Girls)
<u>14</u>	Tennis (Boys)
<u>31</u>	Track (Girls)
<u>23</u>	Track (Boys)

Other Sports (From Student Survey T-61 Question 10)

Name of Sport	Number of Students Interested In Participating
<u>Bowling</u>	<u>13</u>
<u>Step Team</u>	<u>9</u>
<u>Rugby</u>	<u>10</u>
<u>Slow Pitch Softball</u>	<u>9</u>
<u>Swimming</u>	<u>12</u>
_____	_____
_____	_____
_____	_____

Number of Students who participate in Intramural Sports.
(From Student Survey T-61 Question 5)

<u>Sport</u>	<u>Number</u>
<u>Basketball</u>	<u>42</u>
<u>Volleyball</u>	<u>12</u>
<u>Softball</u>	<u>7</u>
<u>Soccer</u>	<u>8</u>
<u>Baseball</u>	<u>7</u>
_____	_____

List Intramural Sports students are interested in adding:
(From Student Survey T-61 Question 6)

<u>Sport</u>	<u>Number</u>
<u>Wrestling</u>	<u>30</u>
<u>Girls Field Hockey</u>	<u>24</u>
<u>Step Team</u>	<u>11</u>
<u>Soccer</u>	<u>11</u>
<u>Swimming</u>	<u>14</u>
<u>Softball</u>	<u>4</u>

(From Student Survey T-61 Question 7)

<u>Sport</u>	<u>Number</u>
<u>Volleyball</u>	<u>7</u>
<u>Soccer</u>	<u>22</u>
<u>Softball</u>	<u>18</u>
<u>Bowling</u>	<u>15</u>
<u>Basketball</u>	<u>88</u>
<u>Baseball</u>	<u>33</u>


Reasons for not participating in interscholastic athletics.
(From Survey Question 8)

<u>Response</u>	<u>Number</u>
<u>14 I prefer other activities such as band, chorus, etc.</u>	
<u>43 I don't have time</u>	
<u>6 The practice schedules and game times are inconvenient</u>	
<u>9 The sport I like isn't offered</u>	
<u>8 It's too expensive</u>	
<u>11 I prefer to participate in club or intramural sports</u>	
<u>26 Working</u>	
<u>12 Other</u>	

Student Suggestions to encourage participation

There should be more intramural sports .

P. E. classes should offer more sports .


Principal's Signature

4/1/03
Date

School Name: Butler Traditional H.S.

School Year: 2002 - 2003

Principal's Signature: _____

Date: _____

2001-2002
TITLE IX

CORRECTIVE ACTION PLAN

To complete this form, indicate the intended area which needs corrective action, the suggested change and time table for implementation. You may copy this form as needed. Please attach corrective action plans along with audit forms and submit by April 15, 2002.

ITEM FOR CORRECTION	SUGGESTED CHANGE	TIME TABLE FOR CORRECTIVE ACTION
Ratio of female participants in athletics and the enrollment.	Increase the number of female participants on the Varsity, J.V. and Freshmen teams.	Each year more and more effort is placed in increasing this number. Our numbers are on the rise. Our goal for the spring of 2004 is to increase it to at least 46%

* An explanation (status report) is needed for all areas identified previously as items for correction as well as all areas currently identified as items for correction. This form shall be typed.

Principal's Signature: *Donna W. Fick*

Date: 4/1/03